



meeting your chemical  
fertilizer and spraying  
equipment needs

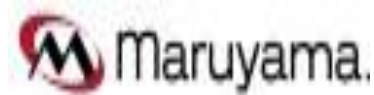


81 E. Pine St. Othello, WA. 99344 509.488.6631 800.634.2026 fax: 509.488.2927

[www.aandsupply.com](http://www.aandsupply.com)

*The Answer Guys!*

**Maruyama Products**



**Water Pumps**

**Specifications:**

Model: MP2531CE-1

Engine Type	CER300 EFORCE
hp	1.7
Output Volume (gpm)	32.0
Discharge Port Size (in)	1.0
Warranty	5 Year Commercial
Emission	Tier 3
Weight (lbs)	15
Weight (kg)	6.8
Fuel (qt)	0.74
Fuel (l)	0.7
Suction Port Size (in)	1.0
Total Head (ft)	108
Drive Type	Direct



One of the only one-inch emission compliant water pumps available. This machine is low-weight and powerful.

**List: \$419.99**

**HONDA**  
**ENGINES**



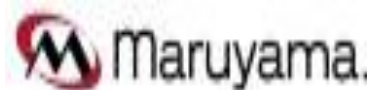
meeting your chemical  
fertilizer and spraying  
equipment needs



81 E. Pine St. Othello, WA. 99344 509.488.6631 800.634.2026 fax: 509.488.2927

[www.aandsupply.com](http://www.aandsupply.com)

*The Answer Guys!*




## Maruyama Products

### Water Pumps

#### Specifications:

Model: MP4030EH

Engine Type	Honda GX120
hp	4.0
Weight (lbs)	51.0
Weight (kg)	23.1
Fuel (qt)	2.8
Fuel (l)	2.6
Output Volume (gpm)	80.0
Suction Port Size (in)	1.5
Discharge Port Size (in)	1.5
Warranty	2 Year Commercial
Total Head (ft)	98
Drive Type	Direct



Maruyama water pumps are used throughout the world in the toughest applications around. Agriculture, construction and emergency flood relief are just a few areas these rugged, versatile pumps are utilized. And the compact design makes them easily portable for use at any job site. Comes complete with quick couplers.

**List: \$509.99**

**HONDA**  
**ENGINES**



meeting your chemical  
fertilizer and spraying  
equipment needs



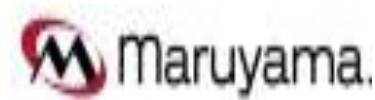
81 E. Pine St. Othello, WA. 99344 509.488.6631 800.634.2026 fax: 509.488.2927

[www.aandsupply.com](http://www.aandsupply.com)


# The Answer Guys!

## Maruyama Products

### Water Pumps



#### Specifications:



Model: MP5030EH

Engine Type	Honda GX120
hp	4.0
Weight (lbs)	54.0
Weight (kg)	24.5
Fuel (qt)	2.8
Fuel (l)	2.6
Output Volume (gpm)	132
Suction Port Size (in)	2.0
Discharge Port Size (in)	2.0
Warranty	2 Year Commercial
Total Head (ft)	92
Drive Type	Direct

Maruyama water pumps are used throughout the world in the toughest applications around. Agriculture, construction and emergency flood relief are just a few areas these rugged, versatile pumps are utilized. And the compact design makes them easily portable for use at any job site. Comes complete with quick couplers.

**List: \$529.99**





meeting your chemical  
fertilizer and spraying  
equipment needs

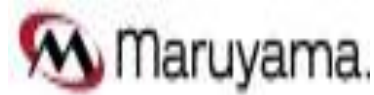


81 E. Pine St. Othello, WA. 99344 509.488.6631 800.634.2026 fax: 509.488.2927

[www.aandsupply.com](http://www.aandsupply.com)

*The Answer Guys!*

## Maruyama Products



### Water Pumps

#### Specifications:



Model: MP8010EH

Engine Type	Honda GX160
hp	5.5
Weight (lbs)	72.0
Weight (kg)	32.7
Fuel (qt)	4.0
Fuel (l)	3.8
Output Volume (gpm)	265
Suction Port Size (in)	3.0
Discharge Port Size (in)	3.0
Warranty	2 Year Commercial
Total Head (ft)	92
Drive Type	Direct

Maruyama water pumps are used throughout the world in the toughest applications around. Agriculture, construction and emergency flood relief are just a few areas these rugged, versatile pumps are utilized. And the compact design makes them easily portable for use at any job site.

**List: \$639.99**

*Give us a call and let us help!*

**HONDA**  
**ENGINES**